



Envy

WIGS & HAIR
ADD-ONS

Loving how you look starts by *loving who you are.*

There are many strands of a woman's personality—feminine to fierce to femme fatale. Envy gives women the choice to express every facet of who they are.

When designer and founder of Envy Wigs, Alan Eaton, started his career over 20 years ago, he realized that the one fashion statement most envied was a woman's hair. How it's styled, the cut and color...all say so much about who a woman is, both on the outside and on the inside.

As a salon owner and stylist, Alan was determined to create the cuts and colors that would make it possible for those dreams to come true. But he realized that styling and coloring hair wasn't enough. He wanted every woman, regardless of hair color or texture, or even hair loss, to have the hair she wanted—and to be able to express exactly who she is. And thus, the idea of designer-created wigs was born.

Alan quickly became a globally recognized, in-demand wig designer, creating unique styles for the most recognized wig brands. Today, he is the founder of Envy Wigs & Hair Add Ons, the only brand whose products are created, designed, and manufactured by the founder himself. Alan's expertise can be seen in the incredibly real-looking, fashion-forward details of the Envy line.

As you comb through the pages of our newest catalog, you'll see why Envy leads the industry in developing cutting-edge hair blends and unique, natural-looking styles. Envy Wigs feature exquisite detail, luscious color, and superior quality. Our caps and construction will delight even women with the most sensitive scalps. Choose from a wide range of styles, lengths, colors, and price points. From our synthetic and human hair blend Envyhair, to 100% human hair, to our regular collection featuring 100% Kanekalon fibers, we offer something to make every woman look and feel her best...all in the styles every woman desires.

After all, the most beautiful hair you can have is the hair every woman wants.

CONTENTS

HUMAN HAIR

4

ENVYHAIR

6

HAND TIED

16

OPEN TOP

18

MONO PART

28

MONO TOP

32

LACE FRONT

40

LACE FRONT MONO TOP

44

STYLE INDEX

54

COLOR INDEX

56

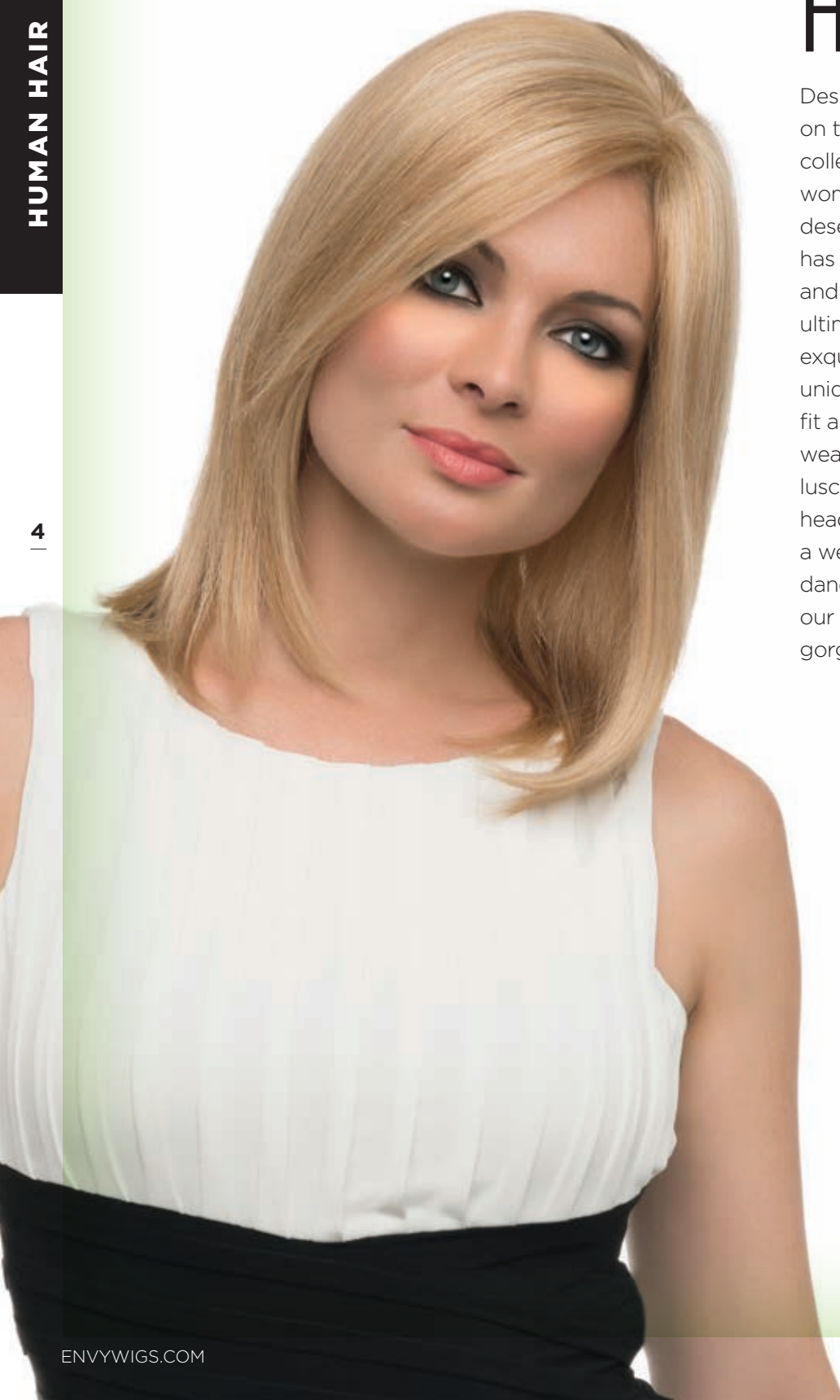
COLOR CHART

58

ACCESSORIES

59





HUMAN HAIR

Designed for the woman who's on the move, the Human Hair collection from Envy gives every woman the glamorous lift she deserves. Every strand of hair has been hand selected by Alan and his quality team to assure the ultimate in rich color, unique texture, exquisite body, and health. And our unique cap offers a near-custom fit and look. Blow dry, flat iron, wear straight, or heat roll for those luscious curly styles that really turn heads. Whether it's the boardroom, a weekend getaway, dinner and dancing, or the supermarket, our Human Hair collection looks gorgeous wherever it goes.

Hannah

Head size: Average
Construction: Mono Top with Lace Front and Hand Tied Sides and Backs
Color shown: Dark Blonde
Front: 8"
Crown: 9"
Side: 8"
Nape: 8"
Weight: 2.57 oz. (73 g.)

Amelia

Head size: Average
Construction: Mono Top with
Lace Front and Hand Tied
Sides and Backs
Color shown: Medium Blonde
Front: 7.75"
Crown: 7.75"
Side: 5"
Nape: 2.5"
Weight: 2.57 oz. (73 g.)



Sophia

Head size: Average
Construction: Mono Top with
Lace Front and Hand Tied
Sides and Backs
Color shown: Dark Blonde
Front: 12"
Crown: 16"
Side: 13"
Nape: 10"
Weight: 4.6 oz. (131 g.)

ENVYHAIR™

When it comes to imitating human hair, we've got a lock on it. Exclusively from Envy, this unique blend of 70% heat friendly fiber and 30% human hair looks, feels, moves, and styles just like the real thing! Every silky strand of this™ human hair blend is hand-tied into the softest, lightest head-hugging cap material for a cool, comfortable fit on even the most sensitive scalp. And at about 1/3 the price of 100% human hair products, it's nearly legendary — just like the women who wear it.

NEW

Macey

Head size: Average
Construction: Envyhair Lace
Front Mono Top, Wefted Sides
and Back
Color shown: Ginger Cream
Front: 7.25"
Crown: 7"
Side: 7.25"
Nape: 6.5"
Weight: 3.57 oz. (101.2 g.)



Dena

Head size: Average
Construction: Envyhair Mono
Top, Hand Tied Sides and Back
Color shown: Golden Nutmeg
Front: 4.5"
Crown: 5.25"
Side: 3.75"
Nape: 3.75"
Weight: 2.36 oz. (66.9 g.)

NEW



Chelsea

Head size: Average
Construction: Envyhair Lace
Front Mono Top, Hand Tied
Sides and Back
Color shown: Medium Blonde
Front: 15.5"
Crown: 12.25"
Side: 10.75"
Nape: 5.75"
Weight: 4.78 oz. (135.5 g.)

NEW



NEW

Veronica

Head size: Average
Construction: Envyhair Lace Front
Mono Top, Hand Tied Sides and
Back
Color shown: Medium Brown
Front: 11.25"
Crown: 15.5"
Side: 14.5"
Nape: 12"
Weight: 5.84 oz. (165.5 g.)

NEW*Grace*

Head size: Average
Construction: Envyhair Mono Top,
Hand Tied Sides and Back
Color shown: Dark Red
Front: 4"
Crown: 7"
Side: 6"
Nape: 6.75"
Weight: 3.53 oz. (100 g.)



NEW

Destiny

Head size: Average
Construction: Envyhair Lace
Front Mono Top, Hand Tied
Sides and Back
Color shown: Medium Brown
Front: 2.25"
Crown: 3.75"
Side: 2.25"
Nape: 2"
Weight: 1.64 oz. (46.4 g.)

Kylie

Head size: Average
 Construction: Envyhair Mono Top,
 Hand Tied Sides and Back, Silk
 Chiffon Lining
 Color shown: Almond Breeze
 Front: 3.25"
 Crown: 6.25"
 Side: 4.25"
 Nape: 3.75"
 Weight: 2.82 oz. (80 g.)

Shyla

Head size: Average
 Construction: Envyhair
 Mono Top, Hand Tied
 Sides and Back, Silk
 Chiffon Lining
 Color shown: Toasted
 Sesame
 Front: 7.5"
 Crown: 6.5"
 Side: 7.5"
 Nape: 2.25"
 Weight: 2.61 oz. (74 g.)




Abbey

Head size: Average
Construction: Envyhair
Mono Top, Hand Tied Sides
and Back, Silk Chiffon
Lining
Color shown: Black
Front: 7"
Crown: 7"
Side: 5.5"
Nape: 2"
Weight: 2.93 oz. (83 g.)



Taryn

Head size: Average
Construction: Envyhair
Mono Top with Wefted
Sides and Back
Color shown: Dark Brown
Front: 3"
Crown: 13"
Side: 11"
Nape: 11"
Weight: 6.0 oz. (170 g.)



Lynsey

Head size: Average
Construction: Envyhair Mono Top
Lace Front
Color shown: Dark Blonde
Front: 9.5"
Crown: 10"
Side: 7.75"
Nape: 7"
Weight: 3.84 oz. (109 g.)

Heather

Head size: Average
Construction: Envyhair Mono
Top Lace Front, Hand Tied
Sides and Back
Color shown: Lighter Red
Front: 3.5"
Crown: 2.75"
Side: 2.5"
Nape: 1.5"
Weight: 1.87 oz. (53 g.)





Danielle

Head size: Average
Construction: Envyhair Mono Top
Color shown: Vanilla Butter
Front: 4"
Crown: 7.5"
Side: 8"
Nape: 8.75"
Weight: 4.22 oz. (119.5 g.)

Aubrey

Head size: Average
Construction: Envyhair Mono Top,
Hand Tied Sides and Back
Color shown: Medium Brown
Front: 3.75"
Crown: 4"
Side: 3.5"
Nape: 2"
Weight: 2.52 oz. (71.5 g.)

HAND-TIED

Comfort doesn't have to mean dull. In fact, these Hand Tied tresses make any woman's natural beauty really shine through. Originally designed for women with hair loss or sensitive scalps, these fully hand-tied, lace-front mono-top styles feature a whisper soft fit. Seamless caps are created from single-layer, ultra-fine mesh fabrics, making them feather light and breathable for ultimate comfort. And because they're so sheer, they give the illusion of natural hair growth, blending with any skin tone for stellar styling flexibility.

Roxie

Head size: Average
Construction: Hand Tied
Color shown: Dark Red
Front: 9"
Crown: 12"
Side: 7"
Nape: 11"
Weight: 3.9 oz. (110.5 g.)



Kimberly

Head size: Average
Construction: Hand Tied
Color shown: Chocolate Caramel
Front: 7"
Crown: 6"
Side: 9"
Nape: 3.5"
Weight: 2.96 oz. (84 g.)



Tasha

Head size: Average
Construction: Hand Tied
Color shown: Creamed Coffee
Front: 6.75"
Crown: 8"
Side: 5"
Nape: 2.5"
Weight: 2.4 oz. (68 g.)

OPEN TOP

The best way to create Envy is to transform the expected into a beautiful surprise. Our Open Top styles are unexpectedly lightweight and airy. Which may be why they fly off the shelves so quickly. Soft and feather light, the petal-pattern design adds just the right stretch for a comfortable and easy fit, while the open top gives you amazing styling freedom. Part them on the left or right. Wear them sleek or pump up the volume and go from day to night, beautifully. But there is one thing you can expect ... our quality, it's definitely enviable.

Lacey

Head size: Average
Construction: Open Top
Color shown: Creamed Coffee
Front: 6"
Crown: 6.75"
Side: 6.25"
Nape: 3.75"
Weight: 2.85 oz. (80.9 g.)

NEW

Kaitlyn

Head size: Average
Construction: Open Top
Color shown: Dark Red
Front: 3.25"
Crown: 4.25"
Side: 1.75"
Nape: 1.75"
Weight: 2.43 oz. (69 g.)



Shari

Head size: Average & Large
Construction: Open Top
Color shown: Light Blonde
Front: 4.5"
Crown: 3.5"
Side: 2.25"
Nape: 1.75"
Weight: 2.25 oz. (64 g.)



Angel

Head size: Average
Construction: Open Top
Color shown: Dark Blonde
Front: 4.75"
Crown: 4"
Side: 3"
Nape: 2"
Weight: 2.15 oz. (61 g.)

Mila

Head size: Average
Construction: Open Top
Color shown: Mocha Frost
Front: 4.5"
Crown: 6"
Side: 7"
Nape: 6"
Weight: 3.7 oz. (105 g.)



Nieci

Head size: Average
Construction: Open Top
Color shown: Almond Breeze
Front: 4"
Crown: 2.5"
Side: 2"
Nape: 1.75"
Weight: 1.9 oz. (54 g.)



Jamie

Head size: Average
Construction: Open Top
Color shown: Ginger Cream
Front: 3.5"
Crown: 2.75"
Side: 1.5"
Nape: 1.75"
Weight: 2.12 oz. (60 g.)



Cassandra

Head size: Average
Construction: Open Top
Color shown: Dark Blonde
Front: 4"
Crown: 3"
Side: 3"
Nape: 2"
Weight: 2.72 oz. (77 g.)



Jacqueline

Head size: Average
Construction: Open Top
Color shown: Toasted Sesame
Front: 2.75"
Crown: 2.75"
Side: 2.5"
Nape: 1.75"
Weight: 1.94 oz. (55 g.)

Tara

Head size: Average
Construction: Open Top
Color shown: Dark Blonde
Front: 5.5"
Crown: 3"
Side: 3"
Nape: 2.5"
Weight: 2.29 oz. (65 g.)



Scarlett

Head size: Average
Construction: Open Top
Color shown: Sparkling Champagne
Front: 3"
Crown: 7.75"
Side: 5.75"
Nape: 2.5"
Weight: 3.1 oz. (88 g.)



Victoria

Head size: Average
Construction: Open Top
Color shown: Toasted Sesame
Front: 4.5"
Crown: 3.25"
Side: 3.25"
Nape: 2.75"
Weight: 2.08 oz. (59 g.)

Elle

Head size: Average
Construction: Open Top
Color shown: Cinnamon Raisin
Front: 4"
Crown: 5.5"
Side: 3.25"
Nape: 3"
Weight: 2.33 oz. (66 g.)



Sheila

Head size: Average
Construction: Open Top
Color shown: Dark Blonde
Front: 4.5"
Crown: 7.5"
Side: 4.75"
Nape: 4"
Weight: 3.1 oz. (88 g.)



Penelope

Head size: Average
Construction: Open Top
Color shown: Lighter Red
Front: 2"
Crown: 2.5"
Side: 2"
Nape: 1.75"
Weight: 1.98 oz. (56 g.)



Francesca

Head size: Average
Construction: Open Top
Color shown: Light Blonde
Front: 3.5"
Crown: 6.5"
Side: 6.5"
Nape: 3.5"
Weight: 2.79 oz. (79 g.)



Alyssa

Head size: Average
Construction: Open Top
Color shown: Golden Nutmeg
Front: 4.25"
Crown: 4"
Side: 3.5"
Nape: 3.5"
Weight: 2.4 oz. (68 g.)

Bryn

Head size: Average
Construction: Open Top
Color shown: Lighter Red
Front: 4.5"
Crown: 3"
Side: 3.25"
Nape: 2.25"
Weight: 2.4 oz. (68 g.)



Tiffany

Head size: Average
Construction: Open Top
Color shown: Sparkling
Champagne
Front: 3.25"
Crown: 3.25"
Side: 2.25"
Nape: 2"
Weight: 1.76 oz. (50 g.)



MONO PART

Once you discover the beauty of our Mono Part Collection, you'll never want to part with them. Alan's innovative tops are designed to look like your own scalp and each strand is hand-tied to simulate natural hair growth from every angle. The cap is crafted of breathable material, hand-selected for its softness, making this style perfect for women with sensitive scalps and those undergoing chemotherapy. With styles to flatter every face and pocketbook, you can don a bob on Monday, lob on Tuesday, go straight or curly on Wednesday, and be sweet, swingy, sassy, or sexy every day.



Kris

Head size: Average
Construction: Mono Part
Color shown: Medium Brown
Front: 4"
Crown: 4"
Side: 1.75"
Nape: 1.5"
Weight: 2.36 oz. (67 g.)

McKenzie

Head size: Average
Construction: Mono Part
Color shown: Black
Front: 5.5"
Crown: 14.5"
Side: 17.75"
Nape: 15.75"
Weight: 5.93 oz. (168 g.)



Michaela

Head size: Average
Construction: Mono Part
Color shown: Vanilla Butter
Front: 4"
Crown: 5"
Side: 3.25"
Nape: 2"
Weight: 2.26 oz. (64 g.)



Leyla

Head size: Average
Construction: Mono Part
Color shown: Medium Brown
Front: 3.75"
Crown: 11.25"
Side: 8.25"
Nape: 11.25"
Weight: 3.77 oz. (107 g.)

Miley

Head size: Average
Construction: Mono Part
Color shown: Sparkling
Champagne
Front: 4"
Crown: 4.5"
Side: 1.75"
Nape: 2"
Weight: 2.18 oz. (62 g.)



Nadia

Head size: Average
Construction: Mono Part
Color shown: Light Brown
Front: 4.25"
Crown: 10"
Side: 10"
Nape: 10.75"
Weight: 4.3 oz. (122 g.)



Petite Paige

Head size: Petite
Construction: Mono Part
Color shown: Light Blonde
Front: 4"
Crown: 11"
Side: 6.5"
Nape: 4"
Weight: 3.74 oz. (106 g.)

MONO TOP

Variety is the spice of life, and our Mono Top collection comes in a sublime choice of styling options in an array of styles, colors, and lengths. For most styles you can part them on the left, the right, in a zigzag, or right down the middle for a change of pace. Nearly invisible caps create the illusion of a scalp. Artful construction of superior quality monofilament strands mean you can part each style just like you would your own hair. Whether it's a parting of the waves or straight strands, you get the look you like, at a price that's not illusive.

NEW

Tamara

Head size: Average
Construction: Mono Top
Color shown: Sparkling
Champagne
Front: 5"
Crown: 6"
Side: 4.25"
Nape: 4"
Weight: 2.39 oz. (67.8 g.)

Marita

Head size: Average
Construction: Mono Top
Color shown: Frosted
Front: 3"
Crown: 3.5"
Side: 3"
Nape: 2"
Weight: 2.15 oz. (61 g.)



Gigi

Head size: Average
Construction: Mono Top
Color shown: Almond Breeze
Front: 4.25"
Crown: 8"
Side: 9"
Nape: 9"
Weight: 4.8 oz. (136 g.)



34

Megan

Head size: Average
Construction: Mono Top
Color shown: Medium Blonde
Front: 5"
Crown: 4.5"
Side: 4.25"
Nape: 2"
Weight: 2.29 oz. (65 g.)



Madison

Head size: Average
Construction: Mono Top
Color shown: Almond Breeze
Front: 4.5"
Crown: 12.75"
Side: 8.25"
Nape: 11"
Weight: 3.95 oz. (112 g.)

Savannah

Head size: Average
Construction: Mono Top
Color shown: Golden Nutmeg
Front: 5"
Crown: 5"
Side: 4"
Nape: 4"
Weight: 2.47 oz. (70 g.)

Kitana

Head size: Average
Construction: Mono Top
Color shown: Cinnamon Raisin
Front: 3.25"
Crown: 3.25"
Side: 2.25"
Nape: 2.25"
Weight: 1.76 oz. (50 g.)



Jasmine

Head size: Average
Construction: Mono Top
Color shown: Cinnamon Raisin
Front: 3.5"
Crown: 8"
Side: 6"
Nape: 6"
Weight: 2.9 oz. (82 g.)

Celeste

Head size: Average
Construction: Mono Top
Color shown: Light Blonde
Front: 5"
Crown: 8"
Side: 10.5"
Nape: 14.25"
Weight: 5.05 oz. (143 g.)



Haley

Head size: Average
Construction: Mono Top
Color shown: Cinnamon Raisin
Front: 4.75"
Crown: 7.5"
Side: 4.75"
Nape: 4"
Weight: 2.83 oz. (80.5 g.)



Petite Tiffany

Head size: Petite
Construction: Mono Top
Color shown: Sparkling Champagne
Front: 3.25"
Crown: 3.25"
Side: 2.25"
Nape: 2"
Weight: 1.76 oz. (50 g.)

Carley

Head size: Average
Construction: Mono Top
Color shown: Light Brown
Front: 4"
Crown: 11"
Side: 6.5"
Nape: 4"
Weight: 3.49 oz. (99 g.)



Kellie

Head size: Average
Construction: Mono Top
Color shown: Light Blonde
Front: 4.25"
Crown: 5.25"
Side: 5"
Nape: 4.25"
Weight: 2.57 oz. (73 g.)

Genny

Head size: Average
Construction: Mono Top
Color shown: Dark Red
Front: 3.75"
Crown: 4"
Side: 2"
Nape: 2"
Weight: 2.01 oz. (57 g.)



JoAnne

Head size: Average
Construction: Mono Top
Color shown: Creamed Coffee
Front: 3.75"
Crown: 5.75"
Side: 2.25"
Nape: 1.75"
Weight: 2.38 oz. (67.5 g.)



LACE FRONT

Naomi

Head size: Average
 Construction: Lace Front
 Color shown: Medium Brown
 Front: 2.5"
 Crown: 2.75"
 Side: 2.5"
 Nape: 1.75"
 Weight: 1.94 oz. (55 g.)

Naturally, we believe that every woman deserves gorgeous, touchable hair — hair that can be tossed and tousled. Our Lace Front styles create realistic hairlines, right down to those little wisps of new hair, just like those found in custom-made lines. You can part them and brush them back from your face and the only thing you'll reveal is your natural beauty.

Jade

Head size: Large
 Construction: Lace Front
 Color shown: Almond Breeze
 Front: 8"
 Crown: 8"
 Side: 7.5"
 Nape: 7.5"
 Weight: 4.76 oz. (135 g.)



NEW



Alana

Head size: Average
Construction: Lace Front
Color shown: Mocha Frost
Front: 6.25"
Crown: 11.5"
Side: 8"
Nape: 11.5"
Weight: 4.87 oz. (138 g.)



Denise

Head size: Average
Construction: Lace Front
Color shown: Lighter Red
Front: 6"
Crown: 6.75"
Side: 3.75"
Nape: 2.5"
Weight: 2.19 oz. (62 g.)

Ashley

Head size: Average
Construction: Lace Front with
Mono Part
Color shown: Light Blonde
Front: 7"
Crown: 8.25"
Side: 9.25"
Nape: 8.25"
Weight: 4.27 oz. (121 g.)

Barbie

Head size: Average
Construction: Lace Front
Color shown: Ginger Cream
Front: 4.25"
Crown: 6.5"
Side: 7.5"
Nape: 6.5"
Weight: 3.32 oz. (94 g.)



Belinda

Head size: Average
Construction: Lace Front
with Mono Part
Color shown: Cinnamon
Raisin
Front: 8"
Crown: 14"
Side: 12.25"
Nape: 12"
Weight: 4.33 oz. (123 g.)

Monique

Head size: Average
Construction: Lace Front
Color shown: Light Brown
Front: 6.25"
Crown: 12"
Side: 11.25"
Nape: 12.75"
Weight: 4.73 oz. (134 g.)



LACE FRONT MONO TOP

NEW

If you're a have-it-all kind of gal, then you're going to love our Lace Front Mono Top collection. The natural looking hairline of our exclusive lace front design lets you sweep your hair back from your face. At the same time, the unique technology of our Mono Top design has the look of a natural scalp so you can part your hair and even create the look of side swept bangs. The cap is as soft as a spring breeze, and it's breathable, so even with the most sensitive scalp, you can wear each style from the early morning into the wee hours. By combining the best of both worlds, this collection offers everything you want, and more.

Coco

Head size: Average
Construction: Lace Front
with Mono Part
Color shown: Medium
Blonde
Front: 8.75"
Crown: 9.25"
Side: 7.25"
Nape: 3.75"
Weight: 3.25 oz. (92 g.)



NEW

Eve

Head size: Average
Construction: Lace Front with Mono Part
Color shown: Lighter Red
Front: 6.5"
Crown: 7.5"
Side: 2.75"
Nape: 1.5"
Weight: 2.85 oz. (80.7g.)



Chloe

Head size: Average
Construction: Lace Front with Mono Part
Color shown: Light Blonde
Front: 9"
Crown: 10.5"
Side: 8.75"
Nape: 5.25"
Weight: 3.59 oz. (101.8 g.)



NEW

Rylee

Head size: Average
Construction: Lace Front
with Mono Top
Color shown: Toasted Sesame
Front: 6.5"
Crown: 8"
Side: 6"
Nape: 8.5"
Weight: 3.46 oz. (98 g.)



Angie

Head size: Average
Construction: Lace Front
with Mono Top
Color shown: Dark Red
Front: 7"
Crown: 5"
Side: 6.25"
Nape: 3.25"
Weight: 2.2 oz. (62.5 g.)

Tina

Head size: Average
Construction: Lace Front
with Mono Top
Color shown: Vanilla Butter
Front: 3"
Crown: 4.75"
Side: 2.25"
Nape: 1.75"
Weight: 2.01 oz. (57 g.)

Taylor

Head size: Average
Construction: Lace Front
with Mono Top
Color shown: Cinnamon
Raisin
Front: 5.5"
Crown: 8"
Side: 6.75"
Nape: 6.25"
Weight: 3.48 oz. (98.5 g.)



Brooke

Head size: Average
Construction: Lace Front
with Mono Top
Color shown: Medium Blonde
Front: 5.75"
Crown: 11.5"
Side: 11"
Nape: 14"
Weight: 5.15 oz. (146 g.)

Brianna

Head size: Average
Construction: Lace Front
with Mono Top
Color shown: Chocolate
Caramel
Front: 7.75"
Crown: 14.25"
Side: 15.5"
Nape: 17.75"
Weight: 6.0 oz. (170 g.)



Delaney

Head size: Average
Construction: Lace Front
with Mono Top
Color shown: Creamed Coffee
Front: 4.75"
Crown: 5.5"
Side: 5.75"
Nape: 2.5"
Weight: 2.5 oz. (71 g.)

Sheena

Head size: Average
Construction: Lace Front
with Mono Top
Color shown: Chocolate Caramel
Front: 7.75"
Crown: 9"
Side: 13"
Nape: 15.5"
Weight: 6.0 oz.(170 g.)





Jeannie

Head size: Average
Construction: Lace Front
with Mono Top
Color shown: Lighter Red
Front: 2.25"
Crown: 3.25"
Side: 1.75"
Nape: 1.75"
Weight: 1.76 oz. (50 g.)

50

Micki

Head size: Average
Construction: Lace Front
with Mono Top
Color shown: Dark Blonde
Front: 5.25"
Crown: 4.25"
Side: 2.5"
Nape: 2.5"
Weight: 2.22 oz. (63 g.)



Brittaney

Head size: Average
Construction: Lace Front
with Mono Top
Color shown: Lighter Red
Front: 10"
Crown: 11.5"
Side: 8.75"
Nape: 5.5"
Weight: 4.3 oz. (122 g.)



Bobbi

Head size: Average
Construction: Lace Front
with Mono Top
Color shown: Mocha Frost
Front: 7"
Crown: 12.5"
Side: 11.75"
Nape: 12.75"
Weight: 4.72 oz. (134 g.)

HAIR ADD-ONS

Envy is pleased to present five 100% human hair Add-Ons. Available in our ten most popular colors, these pieces are perfect for clients wanting more body and coverage for fine or thinning hair, or for those who just want to add a little extra oomph to their do. Envy's Add-Ons can be trimmed to blend seamlessly into the client's preferred hairstyle, adding body, length, and fullness for a more voluminous look.

Length: 12"
Available Colors:
Black
Dark Blonde
Dark Brown
Dark Grey
Frosted
Light Blonde
Light Grey
Medium Blonde
Medium Brown
Medium Grey

Center

Color shown: Frosted



Crown

Color shown: Dark Blonde



Part

Color shown: Dark Brown

Front

Color shown: Blonde



Left

Color shown: Medium Brown



Style Index



Abbey, p. 13



Alana, p. 41




Alyssa, p. 26



Amelia, p. 5



Angel, p. 20



Angie, p. 46



Ashley, p. 42




Aubrey, p. 15



Barbie, p. 42



Belinda, p. 43



Bobbi, p. 51



Brianna, p. 48



Brittaney, p. 51



Brooke, p. 48



Bryn, p. 27



Carley, p. 38



Cassandra, p. 22



Celeste, p. 36




Chelsea, p. 8



Chloe, p. 45



Coco, p. 44



Danielle, p. 15



Delaney, p. 49



Dena, p. 7



Denise, p. 41



Destiny, p. 11



Elle, p. 24



Eve, p. 45



Francesca, p. 26



Genny, p. 39



Gigi, p. 33




Grace, p. 10



Haley, p. 37



Hannah, p. 4



Heather, p. 14



Jacqueline, p. 22




Jade, p. 40




Jamie, p. 21



Jasmine, p. 36



Jeannie, p. 50



Jo Anne, p. 39



Kaitlyn, p. 19



Kellie, p. 38



Kimberly, p. 17



Kitana, p. 35



Kris, p. 28



Kylie, p. 12



Lacey, p. 18



Leyla, p. 30



Lynsey, p. 14



Macey, p. 6



Madison, p. 34



Marita, p. 33



McKenzie, p. 29



Megan, p. 34



Michaela, p. 29



Micki, p. 50



Mila, p. 20



Miley, p. 30



Monique, p. 43



Naomi, p. 40



Nadia, p. 30




Nieci, p. 21



Penelope, p. 25



Pt. Tiffany, p. 36



Pt. Paige, p. 31



Roxie, p. 16



Rylee, p. 46



Savannah, p. 35



Scarlett, p. 23



Shari, p. 19



Sheena, p. 49



Sheila, p. 25



Shyla, p. 12



Sophia, p. 5



Tamara, p. 32



Tara, p. 23



Taryn, p. 13



Tasha, p. 17



Taylor, p. 47




Tiffany, p. 27



Tina, p. 47



Veronica, p. 9



Victoria, p. 24

Color Index

	Abbey p. 13	Alana p. 41	Alyssa p. 26	Amelia p. 5	Angel p. 20	Angie p. 46	Ashley p. 42	Aubrey p. 15	Barbie p. 42	Belinda p. 43	Bobbi p. 51	Brianna p. 48	Brittany p. 51	Brooke p. 48	Bryn p. 27	Carley p. 38	Cassandra p. 22	Celeste p. 36	Chelsea p. 8	Chloe p. 45	Coco p. 44	Danielle p. 15	Delaney p. 49	Dena p. 7	Denise p. 41	Destiny p. 11	Elle p. 24	Eve p. 45	Francesca p. 26	Genny p. 39	Gigi p. 33	Grace p. 10	Haley p. 37	Hannah p. 4	Heather p. 14	Jade p. 40	Jacqueline p. 22	Jamie p. 21	Jasmine p. 36														
BASIC COLORS																																																					
Black	■	■	■		■	■	■	■	■	■	■	■	■	■	■	■	■	■	■	■	■	■	■	■	■	■	■	■	■	■	■	■	■	■	■	■	■	■	■	■	■	■	■	■	■	■							
Dark Blonde	■	■	■	■	■	■	■	■	■	■	■	■	■	■	■	■	■	■	■	■	■	■	■	■	■	■	■	■	■	■	■	■	■	■	■	■	■	■	■	■	■	■	■	■	■	■	■	■					
Dark Brown	■	■	■	■	■	■	■	■	■	■	■	■	■	■	■	■	■	■	■	■	■	■	■	■	■	■	■	■	■	■	■	■	■	■	■	■	■	■	■	■	■	■	■	■	■	■	■	■	■				
Dark Grey	■		■		■	■		■					■	■	■	■	■	■	■	■	■	■		■	■	■	■	■	■	■	■	■	■	■	■	■	■		■		■	■	■	■	■	■	■						
Dark Red	■	■	■	■	■	■	■	■	■	■	■	■	■	■	■	■	■	■	■	■	■	■	■	■	■	■	■	■	■	■	■	■	■	■	■	■	■	■	■	■	■	■	■	■	■	■	■	■	■				
Frosted	■	■	■		■	■	■	■	■	■	■	■	■	■	■	■	■	■	■	■	■	■	■	■	■	■	■	■	■	■	■	■	■	■	■	■	■	■	■	■	■	■	■	■	■	■	■	■	■				
Light Blonde	■	■	■		■	■	■	■	■	■	■	■	■	■	■	■	■	■	■	■	■	■	■	■	■	■	■	■	■	■	■	■	■	■	■	■	■	■	■	■	■	■	■	■	■	■	■	■	■				
Light Brown	■	■	■		■	■	■	■	■	■	■	■	■	■	■	■	■	■	■	■	■	■	■	■	■	■	■	■	■	■	■	■	■	■	■	■	■	■	■	■	■	■	■	■	■	■	■	■	■	■			
Light Grey	■		■		■	■		■					■	■	■	■	■	■	■	■	■	■		■	■	■	■	■	■	■	■	■	■	■	■	■	■	■	■	■	■	■	■	■	■	■	■	■	■	■			
Light Red	■	■	■	■	■	■	■	■	■	■	■	■	■	■	■	■	■	■	■	■	■	■	■	■	■	■	■	■	■	■	■	■	■	■	■	■	■	■	■	■	■	■	■	■	■	■	■	■	■	■	■		
Medium Blonde	■	■	■	■	■	■	■	■	■	■	■	■	■	■	■	■	■	■	■	■	■	■	■	■	■	■	■	■	■	■	■	■	■	■	■	■	■	■	■	■	■	■	■	■	■	■	■	■	■	■	■		
Medium Brown	■	■	■	■	■	■	■	■	■	■	■	■	■	■	■	■	■	■	■	■	■	■	■	■	■	■	■	■	■	■	■	■	■	■	■	■	■	■	■	■	■	■	■	■	■	■	■	■	■	■	■		
Medium Grey	■		■		■	■		■					■	■	■	■	■	■	■	■	■	■	■	■	■	■	■	■	■	■	■	■	■	■	■	■	■	■	■	■	■	■	■	■	■	■	■	■	■	■	■	■	
HIGHLIGHTED COLORS																																																					
Almond Breeze	■	■	■		■	■	■	■	■	■	■	■	■	■	■	■	■	■	■	■	■	■	■	■	■	■	■	■	■	■	■	■	■	■	■	■	■	■	■	■	■	■	■	■	■	■	■	■	■	■	■		
Chocolate Caramel	■	■	■		■	■	■	■	■	■	■	■	■	■	■	■	■	■	■	■	■	■	■	■	■	■	■	■	■	■	■	■	■	■	■	■	■	■	■	■	■	■	■	■	■	■	■	■	■	■	■	■	
Cinnamon Raisin	■	■	■	■	■	■	■	■	■	■	■	■	■	■	■	■	■	■	■	■	■	■	■	■	■	■	■	■	■	■	■	■	■	■	■	■	■	■	■	■	■	■	■	■	■	■	■	■	■	■	■	■	■
Ginger Cream	■	■	■		■	■	■	■	■	■	■	■	■	■	■	■	■	■	■	■	■	■	■	■	■	■	■	■	■	■	■	■	■	■	■	■	■	■	■	■	■	■	■	■	■	■	■	■	■	■	■	■	
Mocha Frost	■	■	■		■	■	■	■	■	■	■	■	■	■	■	■	■	■	■	■	■	■	■	■	■	■	■	■	■	■	■	■	■	■	■	■	■	■	■	■	■	■	■	■	■	■	■	■	■	■	■	■	
Vanilla Butter	■	■	■		■	■	■	■	■	■	■	■	■	■	■	■	■	■	■	■	■	■	■	■	■	■	■	■	■	■	■	■	■	■	■	■	■	■	■	■	■	■	■	■	■	■	■	■	■	■	■	■	
ROOTED COLORS																																																					
Amaretto & Cream	■	■	■		■	■		■		■	■	■	■	■	■	■	■	■	■	■	■	■	■	■	■	■	■	■	■	■	■	■	■	■	■	■	■	■	■	■	■	■	■	■	■	■	■	■	■	■	■	■	
Chocolate Cherry	■	■	■		■	■		■		■	■	■	■	■	■	■	■	■	■	■	■	■	■	■	■	■	■	■	■	■	■	■	■	■	■	■	■	■	■	■	■	■	■	■	■	■	■	■	■	■	■	■	
Creamed Coffee	■	■	■		■	■		■		■	■	■	■	■	■	■	■	■	■	■	■	■	■	■	■	■	■	■	■	■	■	■	■	■	■	■	■	■	■	■	■	■	■	■	■	■	■	■	■	■	■	■	■
Golden Nutmeg	■	■	■		■	■		■		■	■	■	■	■	■	■	■	■	■	■	■	■	■	■	■	■	■	■	■	■	■	■	■	■	■	■	■	■	■	■	■	■	■	■	■	■	■	■	■	■	■	■	■
Sparkling Champagne	■	■	■	■	■	■		■		■	■	■	■	■	■	■	■	■	■	■	■	■	■	■	■	■	■	■	■	■	■	■	■	■	■	■	■	■	■	■	■	■	■	■	■	■	■	■	■	■	■	■	■
Toasted Sesame	■	■	■		■	■		■		■	■	■	■	■	■	■	■	■	■	■	■	■	■	■	■	■	■	■	■	■	■	■	■	■	■	■	■	■	■	■	■	■	■	■	■	■	■	■	■	■	■	■	■

Color Chart

Ours is a colorful story. With 25 exclusive multi-dimensional colorations, created with the latest tone-on-tone blending techniques, you'll find more than a few shades to complement your skin, eyes, and mood. All Envy wigs and hair add-ons are made with only the finest 100% Kanekalon® fiber— a superior quality product renowned for holding its shade, shine and shape better even than human hair — your new style will look just as fresh and fabulous on day 100 as it did on day one. And so will you.



ROOTED COLORS



Amaretto Cream

Chocolate Cherry

Creamed Coffee

Golden Nutmeg

Sparkling Champagne

Toasted Sesame

Accessories

We offer a full line of accessories to help your customers care for their hair. And to help you care for your customers. For your clients: shampoos, conditioners, styling sprays, caps, turbans. For your salon: color wheels, wig stands, promotional items.



Nylon Cap Liner



Fish Net Cap Liner



Turban



Mannequin



Beauty Balm



Color Ring



Hair Detox



Renu and Repair



Wig Stand



4 Piece Travel Size Liquids



Wig Comb and Brush



1-877-906-6478

5220 East 65th Street
Indianapolis, IN 46220

6175 NW 153rd Street, Suite 304
Miami Lakes, FL 33014

30 Bertrand Avenue, Unit C1
Toronto, Ontario, Canada M1L 2P5

www.envywigs.com

All artwork, images and photography contained in this catalog, including the copyrights therein, are protected by law and may not be copied or reproduced in whole or in part without prior written permission from Envy Wigs and Hair Add-ons.